

December 2017

Kevin Bakker, CFA & Ben Miller, CFA, Co-Heads of High Yield

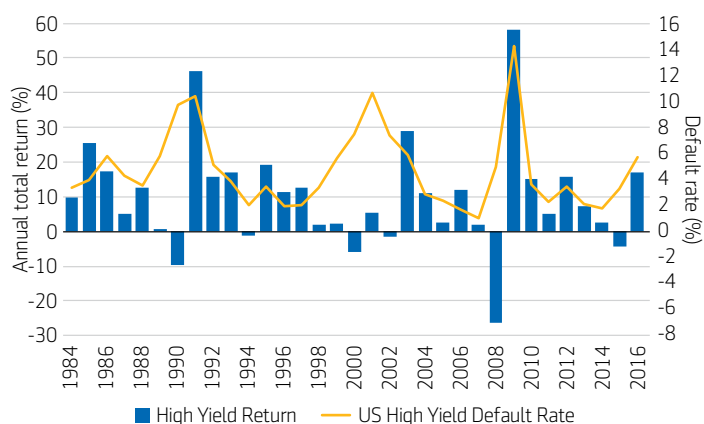
Market Outlook

The US high yield market finished 2017 on a slightly softer note than it began, with second half returns lower than the first half. Still, the asset class's performance was solid, overall, as the Bloomberg Barclays US Corporate High Yield Bond Index returned over 7% in 2018. The market benefitted from a complementary macro backdrop—improving global growth, low unemployment and low, stable inflation. In the major tax policy overhaul, markets found reason for optimism. More specific to the high yield market, the backdrop of low defaults, solid earnings growth and stable interest rates have led to spread compression across ratings categories.

As we look out to 2018, we anticipate many of the same factors that benefitted the market in 2017 to remain supportive. We anticipate continued solid global GDP growth across regions, with a relatively high probability of the US getting an additional bump from corporate tax cuts. We envision unemployment can likely remain at very low levels and believe secular trends in most developed economies will keep inflation contained. All of this leads to a healthy macro backdrop for the US high yield market, which combined with modest earnings growth, should lead to another year of low default rates.

Given our constructive view of the asset class fundamentals, we are forecasting high yield's 2018 returns in the 4-6% range. The biggest constraining factor will likely come from tighter monetary policy. A series of Federal Reserve rate hikes could pressure interest rates higher across the curve. And while rising rates can negatively affect total returns, default rates are, historically, more important. As Exhibit 1 shows high yield total returns have only been negative in years of spiking defaults (i.e., recessions or industry corrections). The one exception was 1994, when the Fed surprised the market with 250 basis points of rate hikes.

Exhibit 1: Bloomberg Barclays US Corporate High Yield Index Annual Total Return



Source: Barclays Live, Moody's, as of 2016

For institutional investor use only

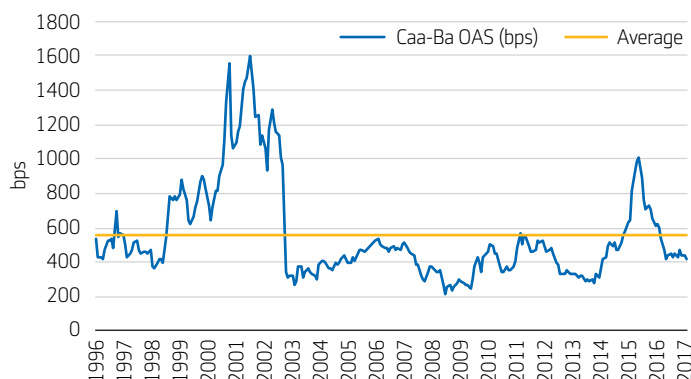
Positioning

To the extent interest rates move materially higher in 2018, we believe the higher-quality segments, most notably Ba bonds, which have the lowest spreads and longest durations, will be most negatively affected. Hence, we prefer B and select Caa credits to Ba-rated paper.

Similar to 2017, we anticipate returns to be driven by idiosyncratic credit risks. While spreads tightened meaningfully in all ratings categories last year, we believe lower quality spreads are ripe for security selection, as Caa paper offers reasonable relative value to Ba bonds in a low default environment.

Exhibit 2 illustrates the differential between Caa and Ba spreads, which is currently near its long-term average.

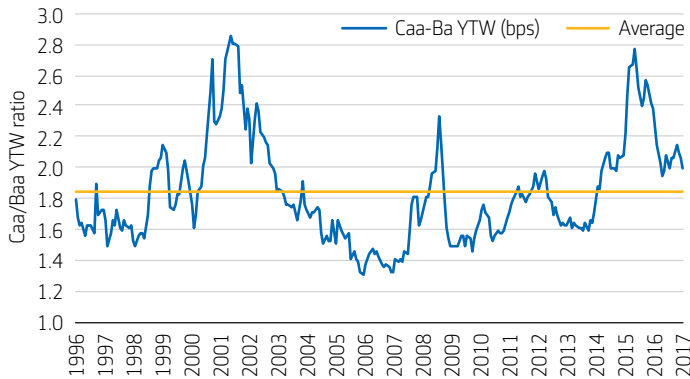
Exhibit 2: Caa-Ba OAS Differential



Source: Barclays Live, as of November 2017

In a low yield environment, the additional yield pick-up for Caa bonds over Ba bonds is even more notable, as Exhibit 3 shows.

Exhibit 3: Caa/Ba YTW Ratio



Source: Barclays Live, as of November 2017

While many of these opportunities are limited to a few specific industries, we believe valuations within these sectors are more attractive than they have been in recent years. Hence, while we are not outright bullish across entire sectors, we do believe there are specific names and securities that are attractive, notably in telecom, retail, healthcare/pharma, and energy.

Overall, we remain constructive on the fundamentals of the high yield market and believe this will lead to historically low, but positive returns (4-6%) in a rising rate environment. We continue to look for idiosyncratic opportunities where we believe the market has pushed bond prices down to attractive levels. We believe some of these oversold situations can have a meaningfully positive impact to total returns in 2018 and offset some of the negative influence from rising rates.

Disclosure

Aegon USA Investment Management, LLC (AUIM) is an SEC registered investment adviser, is registered as a Commodity Trading Advisor (CTA) with the Commodity Futures Trading Commission (CFTC), and is a member of the National Futures Association (NFA). AUIM is a member company of Aegon Asset Management, the global investment management division of the Aegon Group.

This material is to be used for institutional investors and not for any other purpose. The enclosed information has been developed internally and/or obtained from sources believed to be reliable. This material contains current opinions of the manager and such opinions are subject to change without notice. AUIM is under no obligation, expressed or implied, to update the material contained herein. This material contains general information only on investment matters; it should not be considered a comprehensive statement on any matter and should not be relied upon as such. If there is any conflict between the enclosed information and AUIM's Form ADV, the Form ADV controls. The information contained does not take into account any investor's investment objectives, particular needs, or financial situation. Nothing in this material constitutes investment, legal, accounting or tax advice, or a representation that any investment or strategy is suitable or appropriate to you. The value of any investment may fluctuate. Past performance is not indicative of future results.

The information presented is for illustrative purposes only. Individual accounts may vary based on restrictions, substitutions, cash flows and other factors.

Specific sectors mentioned to not represent all sectors in which AUIM seeks investments. It should not be assumed that investments of securities in these sectors were or will be profitable.

AUIM may trade for its own proprietary accounts or other client accounts in a manner inconsistent with this report, depending upon the short-term trading strategy, guidelines for a particular client, and other variables.

This document contains "forward-looking statements" which are based on AUIM's beliefs, as well as on a number of assumptions concerning future events based on information currently available to AUIM. These statements involve certain risks, uncertainties and assumptions which are difficult to predict. Consequently, such statements cannot be guarantees of future performance and actual outcomes and returns may differ materially from statements set forth herein. In addition, this material contains information regarding market outlook, rates of return, market indicators and other statistical information that is not intended and should not be considered an indication of the results of any AUIM-managed portfolio.

Recipient shall not distribute, publish, sell, license or otherwise create derivative works using any of the content of this report without the prior written consent of Aegon USA Investment Management, LLC, 4333 Edgewood Rd NE, Cedar Rapids, IA 52499. ©2018 Aegon USA Investment Management, LLC